

Series AXM

100 Watt Low Ohm Pulse Power Resistor

This is a new model designed for high pulse withstand capabilities. Please let us have your exact pulse parameters to offer you the best option / design details.

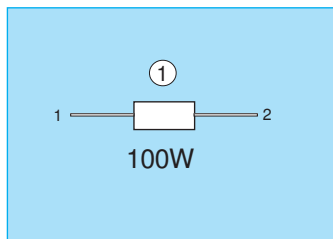
These elements are usually used in areas where stringent pulse withstand requirements are common such as Welding Equipment, Variable Speed Drives and Motor Controls & Switching Devices.

Specifications:

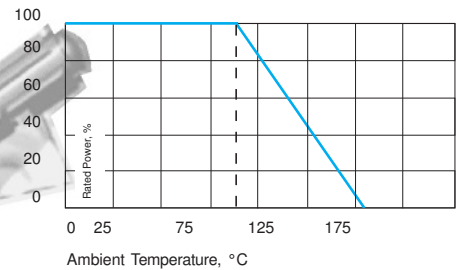
- Resistance Range: 0.05Ω to 0.5Ω
- Standard tolerance: ±10% standard (±5% on request)
- Temperature coefficient: typical +500 ppm/°C (at +105°C ref. to +25°C)
- Max. Work. Voltage: up to 500V (depending on pulse load scenario)
- Power rating: at 85°C BCT
- Standard wire length: L = 10mm (other lengths are available on special request)
- Electric strength: 3kV DC (1.5kV AC, higher values on request)
- Max. Torque: 1.2Nm
- Working temp. range: -55 up to 155 °C



Configuration:



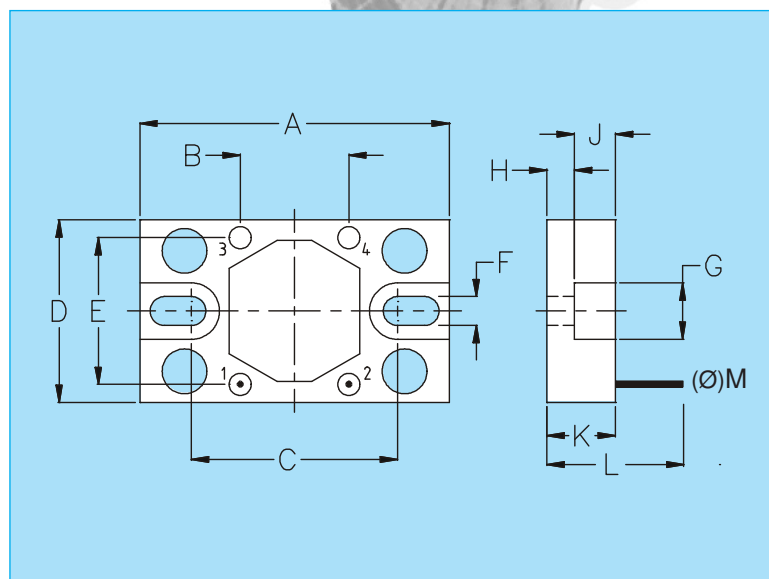
Derating:



Best results can be reached by using a thermal transfer compound with a heat conductivity of better than 1W/mK. The flatness of the cooling plate must be better than 0.05mm overall. The roughness of the surface should not exceed 6.4μm.

Suggested Mounting Procedure:

- 1) Position component and press down by hand.
- 2) Fix both mounting screws (M4) with 0.1 to 0.2 Nm torque.
- 3) Apply final torque to mounting screws of 1.0 to 1.2 Nm max.



Dim.	Millimeters		Inches	
	Min.	Max.	Min.	Max.
A	44.8	45.2	1.764	1.779
B	16.3	17.3	0.642	0.681
C	29.7	30.1	1.169	1.185
D	26.2	26.6	1.031	1.047
E	22.0	23.0	0.866	0.906
F	4.1	4.3	0.161	0.169
G	8.0	8.4	0.315	0.331
H	4.1	4.4	0.161	0.173
J	5.8	6.2	0.228	0.244
K	10.0	10.5	0.394	0.413
L	19.0	21.0	0.748	0.827
M	0.95	1.05	0.037	0.041

In the above spec sheet, you will find our standard product, please contact your local manufacturing representative or call us direct to find out details of other options available regarding this style. Please see our website for the most updated information!